
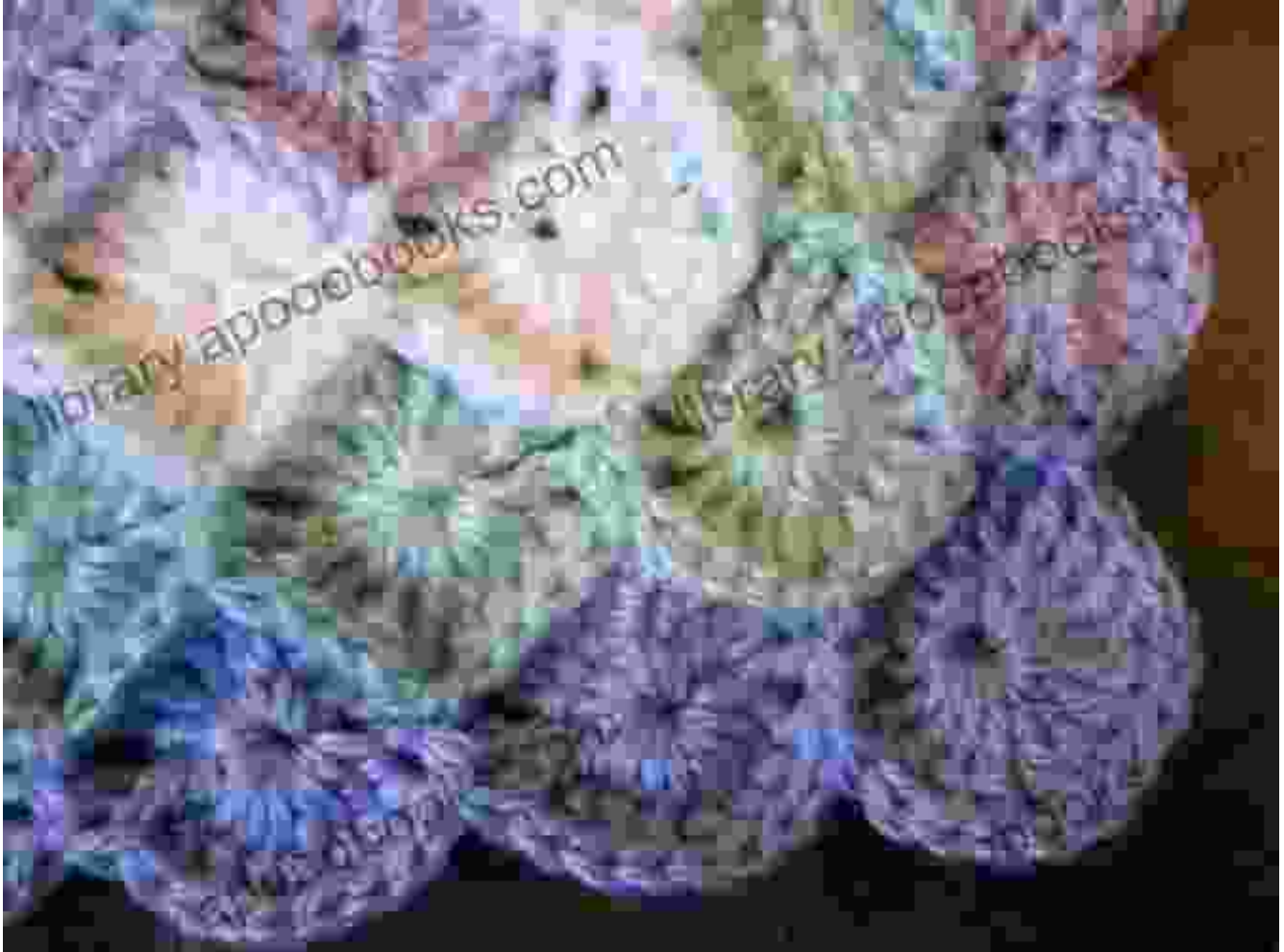


Crochet Creative Yarn Eater Stitches: Learn the Popular Catherine Wheel Bavarian



Crocheting: Crochet 4 Creative Yarn Eater Stitches.

Learn the Popular Catherine Wheel, Bavarian Crochet, Star Stitch, and Interlocking Shell Stitches by Jonathan Black

★★★★☆ 4.1 out of 5

Language : English
File size : 817 KB
Text-to-Speech : Enabled
Screen Reader : Supported
Enhanced typesetting : Enabled
Print length : 24 pages



Are you ready to elevate your crochet skills to the next level? Look no further than our comprehensive guide to yarn eater stitches, featuring the ever-popular Catherine Wheel Bavarian stitch.

What are Yarn Eater Stitches?

Yarn eater stitches are a captivating category of crochet stitches designed to maximize yarn usage and create beautiful, intricate patterns. These stitches are perfect for projects that require a substantial amount of yarn, such as blankets, throws, and scarves.

Introducing the Catherine Wheel Bavarian Stitch

Among the myriad of yarn eater stitches, the Catherine Wheel Bavarian stitch stands apart as a timeless favorite. This stitch creates a striking wheel-shaped pattern, reminiscent of a Catherine wheel firework. Its versatility makes it suitable for a wide range of projects, from cozy blankets to elegant table runners.

Benefits of Crocheting Yarn Eater Stitches

- **Yarn Conservation:** Yarn eater stitches efficiently use yarn, making them an economical choice for large projects.
- **Visual Impact:** The intricate patterns created by these stitches add depth and texture to your creations.

- **Stress Relief:** Crocheting yarn eater stitches can be a calming and meditative activity.

Step-by-Step Guide to the Catherine Wheel Bavarian Stitch

1. **Round 1:** Create a slip knot and join it to form a ring. Chain 4 and make a treble crochet into the ring. Repeat this process 11 more times around the ring for a total of 12 treble crochets. Join with a slip stitch to the first treble crochet.
2. **Round 2:** Chain 4 and make a double crochet in the next treble crochet. Chain 1 and make a triple crochet in the next treble crochet. *Chain 2 and make a double crochet in the next treble crochet. Chain 1 and make a triple crochet in the next treble crochet.* Repeat from * to * around the round for a total of 6 Catherine Wheel clusters. Join with a slip stitch to the first treble crochet.
3. **Round 3:** Chain 3 and make a triple crochet in the first double crochet of the previous round. *Chain 1 and make a double crochet in the next treble crochet of the previous round. Chain 1 and make a triple crochet in the next treble crochet of the previous round.* Repeat from * to * around the round for a total of 12 Catherine Wheel clusters. Join with a slip stitch to the first triple crochet.
4. **Repeat Rounds 2 and 3:** Continue alternating Rounds 2 and 3 until you reach the desired size of your project.

Yarn Recommendations for Yarn Eater Stitches

To achieve stunning results with yarn eater stitches, choosing the right yarn is crucial. Consider using yarns with a medium to bulky weight range, such as:

- Acrylic
- Wool
- Cotton
- Blends


Projects to Try with Yarn Eater Stitches

The Catherine Wheel Bavarian stitch is a versatile stitch that can be used in a myriad of projects. Here are a few ideas to inspire you:

- **Blankets:** Create a cozy and eye-catching blanket with a Catherine Wheel Bavarian stitch pattern.
- **Throws:** Add warmth and elegance to your couch or armchair with a decorative throw.
- **Table Runners:** Elevate your dining table with a stunning table runner adorned with the Catherine Wheel Bavarian stitch.
- **Coasters:** Protect your surfaces with stylish coasters made using the Catherine Wheel Bavarian stitch.

Discover the world of yarn eater stitches with our guide to the popular Catherine Wheel Bavarian stitch. This versatile stitch will transform your crochet projects into works of art. Whether you're a seasoned crocheter or just starting out, this comprehensive guide will provide you with all the knowledge and inspiration you need to create beautiful and unique pieces.

So grab your yarn and hook, and let's embark on the exciting journey of yarn eater stitches. The Catherine Wheel Bavarian stitch awaits you!



Crocheting: Crochet 4 Creative Yarn Eater Stitches. Learn the Popular Catherine Wheel, Bavarian Crochet, Star Stitch, and Interlocking Shell Stitches by Jonathan Black

★★★★☆ 4.1 out of 5

Language : English
File size : 817 KB
Text-to-Speech : Enabled
Screen Reader : Supported
Enhanced typesetting : Enabled
Print length : 24 pages
Lending : Enabled



Her Dragon to Slay: Embark on an Epic Journey of Adventure and Empowerment

In a realm where shadows dance and legends whisper, a young woman named Anya finds herself at a crossroads destiny. Burdened by a past she can scarcely remember and haunted...



101 Best Marine Invertebrates: The Adventurous Aquarist's Guide

Unveiling the Enchanting Realm of Underwater Life Embark on an awe-inspiring journey into the captivating world of marine invertebrates with our meticulously...